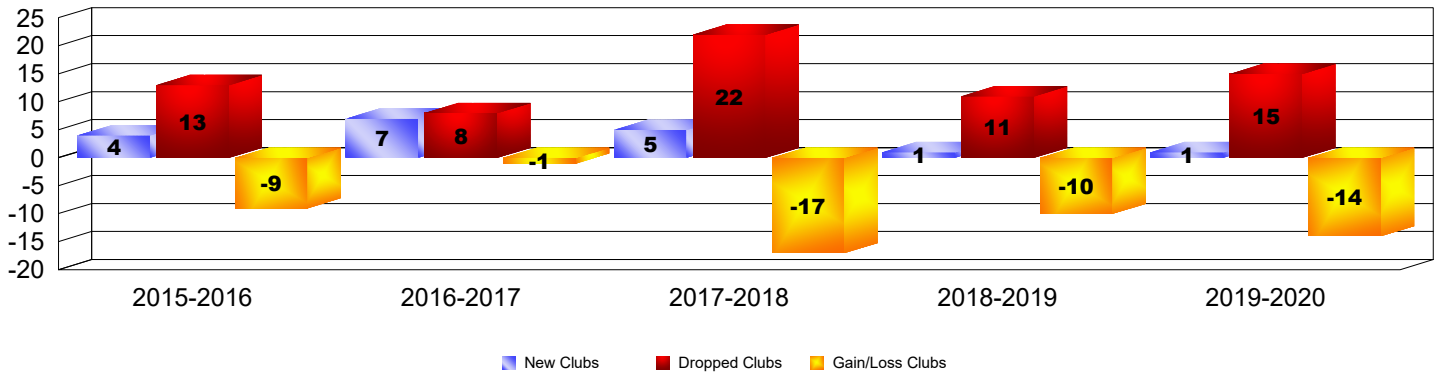


Multiple District 1

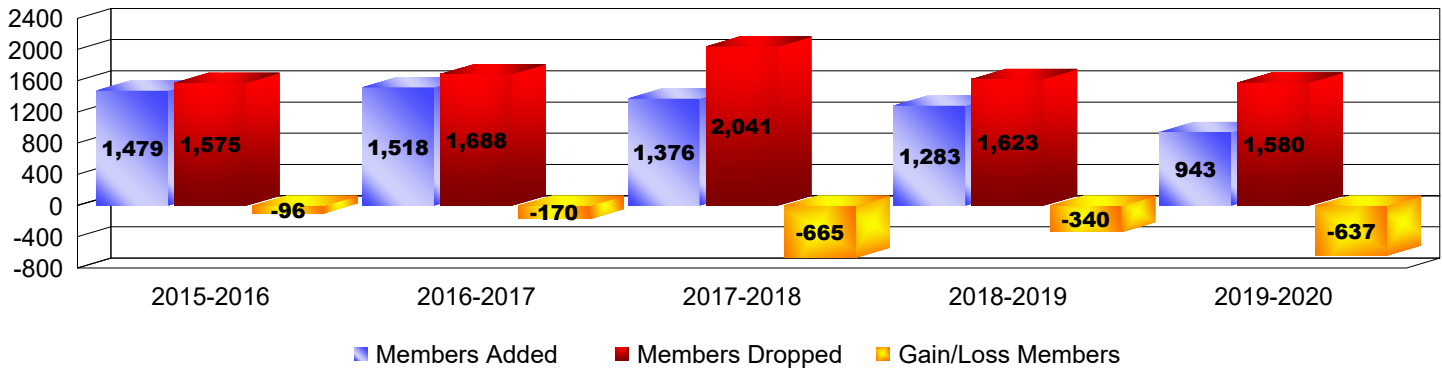
As of June 2020 Cumulative

Year	New Clubs	Dropped Clubs	Gain/Loss Clubs	New Members	Charter Members	Reinstate Members	Transfer Members	Total Member Added	Total Members Dropped	Gain/Loss Members
2015-2016	4	13	-9	1,198	148	93	40	1,479	1,575	-96
2016-2017	7	8	-1	1,170	190	97	61	1,518	1,688	-170
2017-2018	5	22	-17	1,087	153	80	56	1,376	2,041	-665
2018-2019	1	11	-10	1,077	46	97	63	1,283	1,623	-340
2019-2020	1	15	-14	811	34	50	48	943	1,580	-637
Average	4	14	-10	1,069	114	83	54	1,320	1,701	-382


Clubs



Members



Membership Composition June 2020 Cumulative



Gender Comparison June 2020 Cumulative

